



GOLD DIP HIGH YELLOW

GPC | CHATKA REPLACEMENT

BENEFITS

- Gives a 24 Karat biscuit yellow color on 22 Karat jewelry. (GPC & Plating Replacement)
- Diamond Cutting shine increases. (In Chatka it drops & there is fogging)
- Gives a uniform & consistent color in the full lot, & all lots.
- Gives a very good yellow color & opens up sand blasted areas.
- Gives same color on front & back of jewelry.
- Reduces electroplating by more than 50%.
- Hugely enhances magnetic & drum - vibratory polish, shine, brightness & color.
- Cost is very low compared to GPC or electroplating.
- Makes rhodium more white and removes blackishness - greyishness.
- No cyanide. No electric current. No gold metal loss.



Before



After

+91 9833308788 | +91 22 35131971

www.jkgoldchemicals.com /www.jkgoldchemicals.in

/info@jkgoldchemicals.com



JKGOLD CHEMICALS PVT. LTD.

GOLD DIP HIGH YELLOW

HOW TO USE

Take 3 Bowls Of Gold Dip High Yellow

270°-280°C



270°-280°C



220°-270°C

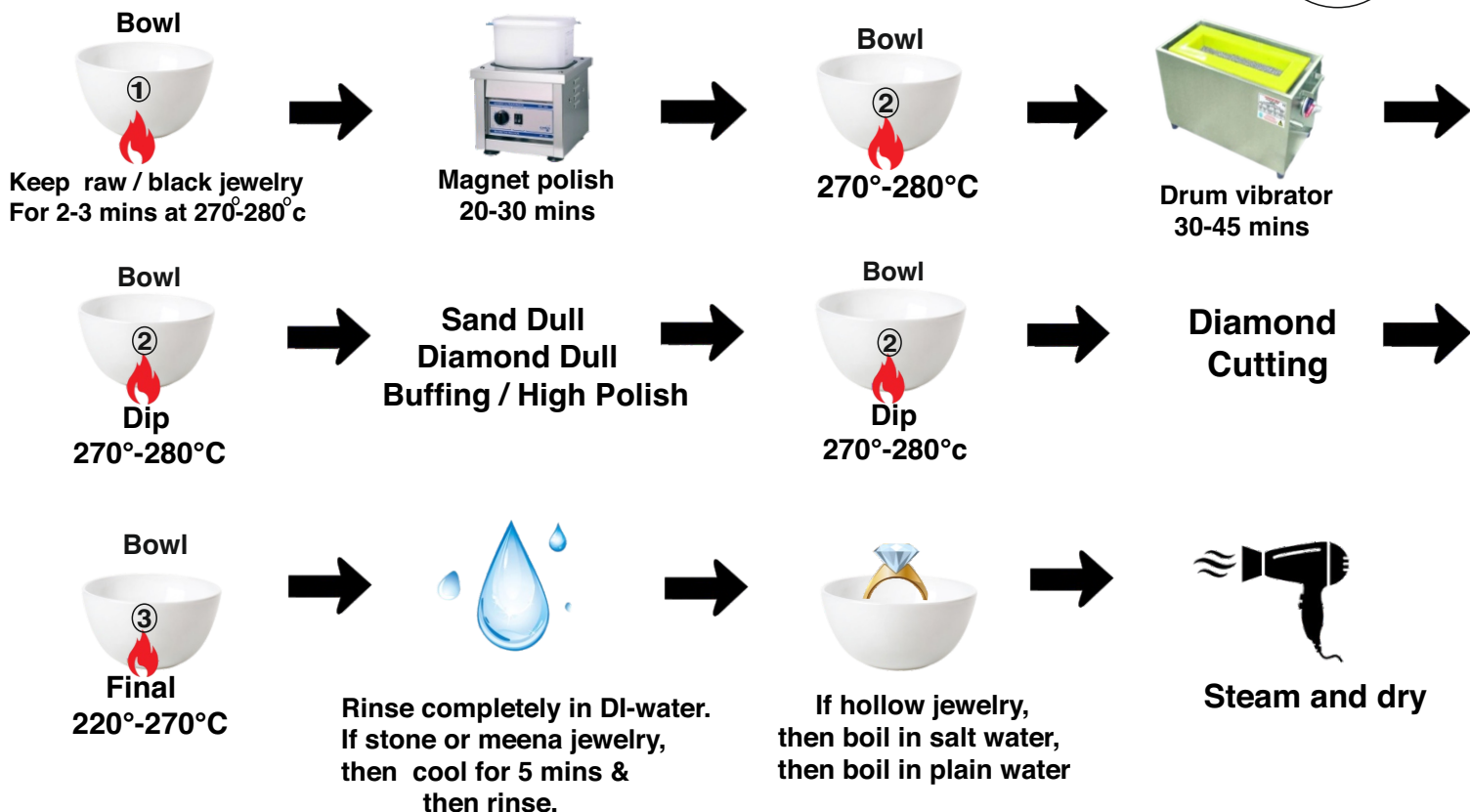


Use Temperature Gun



- Dip raw/ black jewelry (ready to polish) in the 1st bowl at 270°C followed by magnetic polish for 30 mins
- Then dip in the 2nd Bowl at 270°C & followed with drum/vibrator polish for 30-45 mins.
- Then re-dip in 2nd bowl at 270°C & do sand blasting, buffing & high polish.
- Again re-dip in 2nd bowl at 270°C & do Diamond Cutting.
- Lastly, Dip in 3rd (final bowl) at 220°-270°C, steam & dry.

Note : To clear the liquid when it is blackened after dipping, add 1/2 pinch of pure shine brightener powder to the liquid when it is hot



1. Complete the process under a blower-scrubber as it will fume.
2. Use a glass beaker or enamel bowl for heating the chemicals.
Wear appropriate gloves & safety gear.



JKGOLD CHEMICALS PVT. LTD.



RATION 1:1



GOLD DIP HIGH YELLOW + GOLD SUPERSHINE- B2

FOR WAX SET & OPEN SETTING

FOR YELLOW GOLD | COLOR STONE | CZ | AD JEWELRY

BENEFITS

- Gives a very high shine, fire throw & brightness in the seat areas of wax setting, where no other process works.
- Gives fire & whiteness to CZ, Color stones, etc. (more than stripping or EP/ EPAQ process)
- Stones do not crack break or frost, can be used on emeralds, rubies etc, also.
- Gives 24K type biscuit color on metal in 22K jewelry.
- Gives a CHATKA effect on stone jewelry without cracking or damaging the stone.
- Reduces fumes by 70-80 %.
- No heating required since mixing the two liquids is an exothermic reaction.
- No gold metal loss. No Cyanide. No Electric current.



Before



After

+91 9833308788 | +91 22 35131971

www.jkgoldchemicals.com / www.jkgoldchemicals.in

/info@jkgoldchemicals.com



JKGOLD CHEMICALS PVT. LTD.

GOLD DIP HIGH YELLOW + GOLD SUPERSHINE - B2

HOW TO USE

- Put stone jewelry in an enamel bowl/ glass beaker.
- Add 100ml Gold Dip High Yellow to cover the jewelry.
- Then add 100ml of Gold SuperShine 3-4 times in the above bowl/ beaker. this will create a bubbling reaction.
- Remove the jewelry from the bowl/ beaker & let it cool for 5-7 mins.
- Make sure it comes to room temperature.
- Then wash & rinse in Deionized/ Demineralized water.
(If not available, use mineral water).
- Steam, & Hot air dry.

Note: Ratio for above process is 1:1 Steam will give whitish tinge to metal color.



1. Complete the process under a blower-scrubber as it will fume.
2. Use a glass beaker or enamel bowl for heating the chemicals.
Wear appropriate gloves & safety gear.



JKGOLD CHEMICALS PVT. LTD.



RATION 1:1




GOLD DIP REAL DIAMOND + GOLD SUPERSHINE REAL DIAMOND

(FOR REAL DIAMOND WAX SET & OPEN SET JEWELRY)

BENEFITS

- Gives a very high shine, fire throw & brightness in the seat areas of wax setting, where no other process works.
- Gives fire & whiteness to CZ, Color stones, etc. (more than stripping or EP/ EPAQ process)
- Stones do not crack break or frost, can be used on emeralds, rubies etc, also.
- Gives 24K type biscuit color on metal in 22K jewelry.
- Gives a CHATKA effect on stone jewelry without cracking or damaging the stone.
- Reduces fumes by 70-80 %.
- No heating required since mixing the two liquids is an exothermic reaction.
- No gold metal loss. No Cyanide. No Electric current.



Before



After

+91 9833308788 | +91 22 35131971

www.jkgoldchemicals.com / www.jkgoldchemicals.in

/info@jkgoldchemicals.com



JKGOLD CHEMICALS PVT. LTD.

GOLD DIP REAL DIAMOND + GOLD SUPERSHINE REAL DIAMOND

HOW TO USE

- Put stone jewelry in an enamel bowl/ glass beaker.
- Add 100ml Gold Dip Real Diamond to cover the jewelry.
- Then add 100ml of Gold SuperShine Real Diamond 3-4 times in the above bowl/ beaker. this will create a bubbling reaction.
- Remove the jewelry from the bowl/ beaker & let it cool for 5-7 mins.
- Make sure it comes to room temperature.
- Then wash & rinse in Deionized/ Demineralized water.
(If not available, use mineral water).
- Steam, & Hot air dry.

Note: Ratio for above process is 1:1 Steam will give whitish tinge to metal color.



1. Complete the process under a blower-scrubber as it will fume.
 2. Use a glass beaker or enamel bowl for heating the chemicals.
- Wear appropriate gloves & safety gear.



JKGOLD CHEMICALS PVT. LTD.



+

RATION 1:1



GOLD DIP ROSE GOLD + GOLD SUPERSHINE ROSE GOLD FOR ROSE GOLD I WHITE GOLD

BENEFITS

- Enhances & Brightens metal color.
- Removes all back oxides from surface & all hard to reach areas.
- Brightens & Cleans hard to reach areas.
- Whitens, Brightens & gives Fire throw to diamond's & color stones.
- Can be used in Real, CZ, AD & all types of stones.



Before



After

+91 9833308788 | +91 22 35131971

www.jkgoldchemicals.com /www.jkgoldchemicals.in

/info@jkgoldchemicals.com

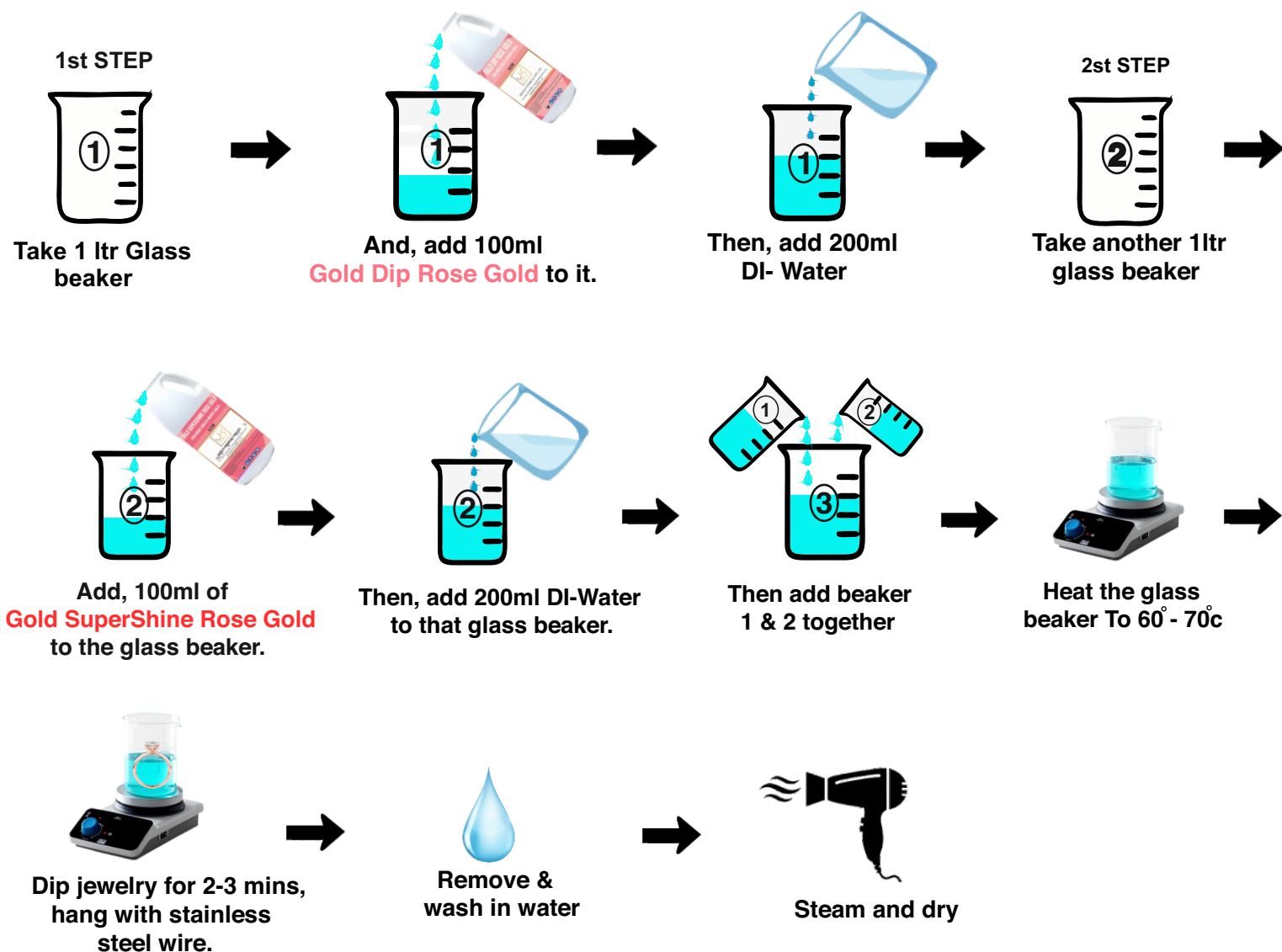


JKGOLD CHEMICALS PVT. LTD.

GOLD DIP ROSE GOLD + GOLD SUPERSHINE ROSE GOLD

HOW TO USE

- Take 2 glass beakers of 1 Ltr each.
- Take 100ml of Gold Dip Rose Gold in 1 Ltr beaker & add 200ml of deionized water.
- Take 100ml of Gold Shine Rose Gold in 2nd (separate) 1 Ltr beaker & add 200ml of water.
- Then mix both the beaker solutions into 1 beaker.
- Give constant 70°-80°C heat on hot plate to the solution in the beaker.
- Immerse articles for 3-4 mins with Stainless Steel wire.
- Remove articles, wash with water, then steam clean & dry



1. Complete the process under a blower-scrubber as it will fume.
2. Use a glass beaker or enamel bowl for heating the chemicals.
Wear appropriate gloves & safety gear.



JKGOLD CHEMICALS PVT. LTD.



ULTRA - NANO

FOR ULTRASONIC CLEANING LIQUID

BENEFITS

- Used for all metals Yellow, Rose, White, Silver, Brass, Copper & Stone jewelry.
- Brightens diamonds, color stones, CZ & metals.
- Eco Friendly & Biodegradable. (No acid or alkali in the product).
- Cleans difficult to reach areas very efficiently & very fast.
- More recovery of metal.
- Highly concentrated. runs for 7-10 days without change of bath.

HOW TO USE

Measure the capacity of ultrasonic tank in liters. (How many liters of water in the Ultrasonic Tank)



Ultrasonic Cleaner (water capacity 1.3ltr)



Add 1-2% **Ultra - Nano** in Distilled Water in the ultrasonic cleaning machine (10-20 ml per ltr of water.)



Put jewelry to Clean for 2-3 minutes in the machine.

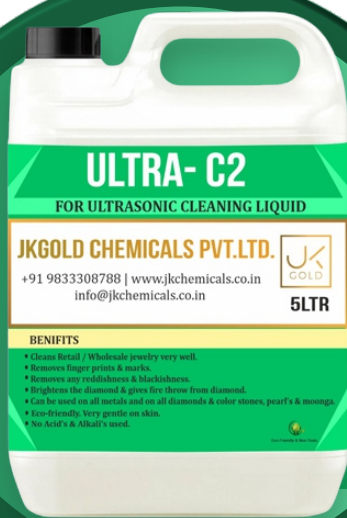
+91 9833308788 | +91 22 35131971

www.jkgoldchemicals.com / www.jkgoldchemicals.in

[/info@jkgoldchemicals.com](mailto:info@jkgoldchemicals.com)



JKGOLD CHEMICALS PVT. LTD.



ULTRA - C2

FOR ULTRASONIC CLEANING LIQUID

BENEFITS

- Used for all metals Yellow, Rose, White, Silver, Brass, Copper & Stone jewelry.
- Brightens diamonds, color stones, CZ & metals.
- Eco Friendly & Biodegradable. (No acid or alkali in the product).
- Cleans difficult to reach areas very efficiently & very fast.
- More recovery of metal.
- Highly concentrated. runs for 7-10 days without change of bath.

HOW TO USE

Measure the capacity of ultrasonic tank in liters. (How many liters of water in the Ultrasonic Tank)



Ultrasonic Cleaner (water capacity 1.3ltr)



Add 1-2% **Ultra - C2** in Distilled Water in the ultrasonic cleaning machine (10-20 ml per ltr of water.)



Put jewelry to Clean for 2-3 minutes in the machine.

+91 9833308788 | +91 22 35131971

www.jkgoldchemicals.com /www.jkgoldchemicals.in

[/info@jkgoldchemicals.com](mailto:info@jkgoldchemicals.com)



JKGOLD CHEMICALS PVT. LTD.



JK-46J

BALL-PINS POLISH LIQUID

FOR VIBRATOR / DRUM MACHINE / MAGNETIC POLISHER

BENEFITS

- Clean and gives extremely white surface on magnetic pins.
- Removes all blackness from the magnetic pins.
- Eco-Friendly & Non-Toxic.

HOW TO USE



Add 20-30ml of **JK-46J**
Per 1 ltr of water



Run the maganetic polishing
for 20-30 minutes



If using in drum / vibratory
Machine run for 30-40 minutes.



Clean & dry with
micro fiber

+91 9833308788 | +91 22 35131971

www.jkgoldchemicals.com / www.jkgoldchemicals.in

[/info@jkgoldchemicals.com](mailto:info@jkgoldchemicals.com)



JKGOLD CHEMICALS PVT. LTD.



JK-591J

MAGNETIC POLISHING LIQUID

FOR VIBRATOR / DRUM MACHINE / MAGNETIC POLISHER

BENEFITS

- Gives excellent shine, brightness & color on Silver, Brass, Copper, Platinum, Yellow, Rose & White jewelry.
- Gives very good shine & brightness in the back side of jewelry & difficult to reach areas.
- Eco-Friendly & Non-Toxic.

HOW TO USE



Add 20-30ml of **JK-591J**
Per 1 ltr of water



Run the maganetic polishing
for 20-30 minutes



If using in drum / vibratory
Machine run for 30-40 minutes.



Clean & dry with
micro fiber

+91 9833308788 | +91 22 35131971

www.jkgoldchemicals.com / www.jkgoldchemicals.in

[/info@jkgoldchemicals.com](mailto:info@jkgoldchemicals.com)



JKGOLD CHEMICALS PVT. LTD.



JK-VBG

**FOR VIBRATOR / DRUM MACHINE /
MAGNETIC POLISHER**

BENEFITS

- Gives excellent shine, brightness & color on Silver, Brass, Copper, platinum, Yellow, Rose & White jewelry.
- Gives very good shine & brightness in the back side of jewelry & difficult to reach areas.
- Eco-Friendly & Non-Toxic.

HOW TO USE



Add 20-30ml of **JK-VBG**
Per 1 ltr of water



Run the maganetic polishing
for 20-30 minutes



If using in drum / vibratory
Machine run for 30-40 minutes.



Clean & dry with
micro fiber

+91 9833308788 | +91 22 35131971

www.jkgoldchemicals.com /www.jkgoldchemicals.in

/info@jkgoldchemicals.com



JKGOLD CHEMICALS PVT. LTD.



MAGGLO

**FOR VIBRATOR / DRUM MACHINE /
MAGNETIC POLISHER**

BENEFITS

- Gives excellent shine, brightness & color on Silver, Brass, Copper, platinum, Yellow, Rose & White jewelry.
- Gives very good shine & brightness in the back side of jewelry & difficult to reach areas.
- Eco-Friendly & Non-Toxic
- Highly concentrated.

HOW TO USE



Add 20-30ml of **MAGGLO**
Per 1 ltr of water



Run the magnetic polishing
for 20-30 minutes



If using in drum / vibratory
Machine run for 30-40 minutes.



Clean & dry with
micro fiber

+91 9833308788 | +91 22 35131971

www.jkgoldchemicals.com / www.jkgoldchemicals.in

/info@jkgoldchemicals.com



JKGOLD CHEMICALS PVT. LTD.



MORE YELLOW DIP

BENEFITS

- Makes the base of jewelry very yellow like 24k biscuit color for both 22k and 18k jewelry. it give biscuits color in the magnetic polishing and in drum/ vibrator polishing.
- Gives a uniform color for all further processes.
This color is a permanent gold color.
- Sand blasted /spray dull areas on the jewelry come out very yellow.

HOW TO USE


- Take more yellow dip in an enamel bowl or beaker, enough to covered the jewelry articles.
- Heat the jewelry which is ready to polish on a wire mesh and make it black.
- Then put the hot jewelry into the bowl which has more yellow dip liquid. (In case black oxide does not come out, then heat the more yellow dip bowl.)
- Repeat steps 2 & 3 for 2-3 times.

STEP (1)



Take **More Yellow Dip** in an enamel bowl or beaker.

STEP (2)



Heat the jewelry which is ready to polish on a wire mesh and make it black.

STEP (3)



Then put the hot jewelry into the bowl which has **More Yellow Dip** liquid.
(In case black oxide does not come out, then heat the more yellow dip bowl.)

STEP (4)

Repeat steps 2 & 3 for 2-3 times.

+91 9833308788 | +91 22 35131971

www.jkgoldchemicals.com /info@jkgoldchemicals.com

/info@jkgoldchemicals.in



JKGOLD CHEMICALS PVT. LTD.



ANTITAR

PART - 1

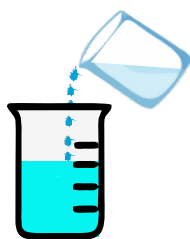
BENEFITS

- Increases the surface life of color, shine & finish.
- Gives protection for 6 to 12 months.
- Can be used on Yellow Gold, Rose Gold, White Gold, Silver, Copper & Brass etc.
- Finger print marks can be avoided.

HOW TO USE :



Take a glass beaker and add 20ml **Antitar** to it.



Then, add 1ltr of De-Mineralized water to the glass beaker.



Heat the glass beaker to 90°C



Dip & keep the jewelry articles for 5 mins with copper / stainless steel wire.



Remove and dry with hot air.

Note:
For best result's -
Do **Antitar** (part-1) & followed by **Antitar-L** (part-2)

+91 9833308788 | +91 22 35131971

www.jkgoldchemicals.com /www.jkgoldchemicals.in

/info@jkgoldchemicals.com



JKGOLD CHEMICALS PVT. LTD.



ANTITAR - L

PART - 2

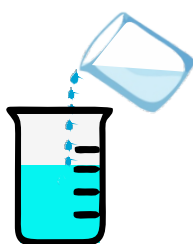
BENEFITS

- Increases the surface life of color, shine & finish.
- Gives protection for 6 to 12 months.
- Can be used on Yellow Gold, Rose Gold, White Gold, Silver, Copper & Brass etc.
- Finger print marks can be avoided.

HOW TO USE :



Take a glass beaker and add 20ml **Antitar -L** to it.



Then, add 1ltr of De-Mineralized water to the glass beaker.



Heat the glass beaker to 90°C



Dip & keep the jewelry articles for 5 mins with copper / stainless steel wire.



Remove and dry with hot air.

Note:
For best result's -
Do **Antitar** (part-1) & followed by **Antitar-L** (part-2)

+91 9833308788 | +91 22 35131971

www.jkgoldchemicals.com /www.jkgoldchemicals.in

/info@jkgoldchemicals.com



JKGOLD CHEMICALS PVT. LTD.

ANTIQUE MIX COLOUR



BENEFITS

- The darkening effect settles into crevices and recesses, highlighting engravings or design.
- Ideal for jewelry decorative tools, Ornate objects where visual depth is desired.
- Allows artists jewelers and metalworker to control the final appearance of gold. aged or antiqued finishes can look more luxurious or historically significant, appealing to collectors or those wanting a unique aesthetic.
- An antique oxidizing solution for gold tools (or gold plated items) is a chemical treatment used to crate a darker aged or “Antique” appearance on gold surface
- This is a permanent like color, it does not come out with water washing, steam or ultrasonic cleaning.
- Available in black, geru, green, chocolate brown, red, blue, gold, white, yellow, transparent, and antique additive mix.

+91 9833308788 | +91 22 35131971

www.jkgoldchemicals.com /info@jkgoldchemicals.com

/info@jkgoldchemicals.in



JKGOLD CHEMICALS PVT. LTD.

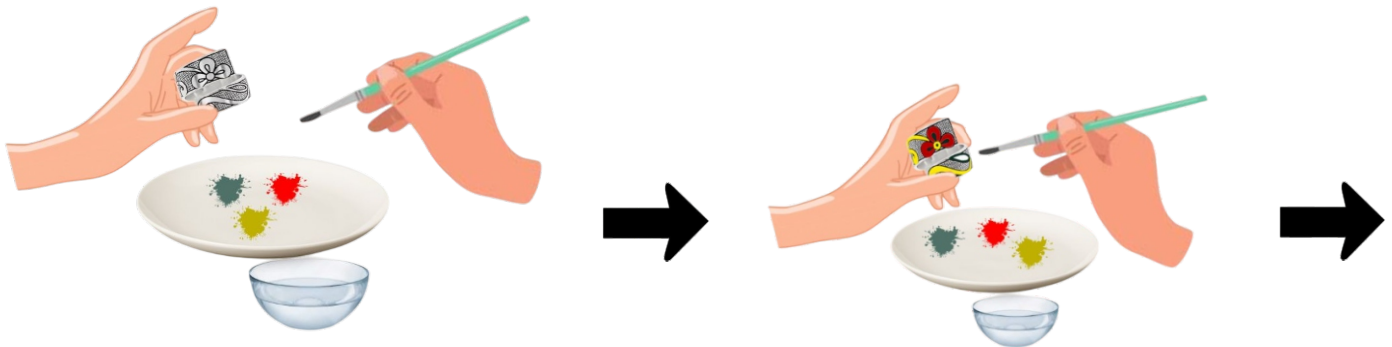
ANTIQUE MIX COLOUR

HOW TO USE




Take a dish / Bowl

**Take a dish and pour the antique oxidizing solution into it
(take a different color in separate dishes.)
and add double Additive mix in the bowl.**



**Then apply it on the silver, gold
jewelry etc. with a brush when wet**



**After some time, wipe it lightly
with a cotton fabric / micro fabric**

+91 9833308788 | +91 22 35131971

www.jkgoldchemicals.com / www.jkgoldchemicals.in

info@jkgoldchemicals.com



JKGOLD CHEMICALS PVT. LTD.



SILVER BLACKENING LIQUID

SILVER OXIDIZING LIQUID

BENEFITS

- It enhances the antique look of silver.
- No addition of antique polish or coating etc.
- Quick and fast process and long term results.
- The silver blackening process increases the durability of silver.
- The liquid facilitates a chemical reaction that oxidizes the metal surface, resulting in a darker, antique-like finish.
- It's particularly effective for enhancing contrast on textured surfaces and for highlighting details in jewelry designs.

HOW TO USE

(1) step



(2) step



And , clean and dry with micro fiber cloth

+91 9833308788 | +91 22 35131971

www.jkgoldchemicals.com /www.jkgoldchemicals.in

/info@jkgoldchemicals.com



JKGOLD CHEMICALS PVT. LTD.



SILVER OXIDE REMOVER

BENEFITS

- Brightens & whitens the silver articles.
- Removes the black oxide.
- Gives a white & sparkling shining surface.

HOW TO USE :



Take **Silver Oxide Remover** in a container



Leave articles for 2-3 mins immersed



Dip & keep for 4-5 mins



Brush with soap water to neutralize



Hot air dry

+91 9833308788 | +91 22 35131971

www.jkgoldchemicals.com / www.jkgoldchemicals.in

[/info@jkgoldchemicals.com](mailto:info@jkgoldchemicals.com)



JKGOLD CHEMICALS PVT. LTD.



INSTASHINE

**EASY & SAFE TO USE HOME/
RETAIL / WHOLESALE**

BENEFITS

- Cleans Retail/ Wholesale jewelry very well.
- Removes finger prints & marks.
- Removes any reddishness & blackishness.
- Brightens the diamond & gives fire throw from diamond.
- Can be used on all metals & on all diamond & color stones, Pearl's & moonga.
- Eco-friendly, very gentle on skin.
- No acid's & alkali's used.

HOW TO USE :



Micro fabric

Spray **Instashine** on the entire
(front & back) of article .

Leave for 5-6 Mins
on jewelry

Clean & dry with micro fabric



Before



After

+91 9833308788 | +91 22 35131971

www.jkgoldchemicals.com / www.jkgoldchemicals.in

[/info@jkgoldchemicals.com](mailto:info@jkgoldchemicals.com)



JKGOLD CHEMICALS PVT. LTD.